



**VENTURA COUNTY TRANSPORTATION COMMISSION
TRANSPORTATION TECHNICAL ADVISORY COMMITTEE**

Camarillo City Hall
Administrative Conference Room
601 Carmen Drive
Camarillo, CA

Thursday, April 19, 2012 at 9:00 AM

- Item # 1** Call to Order
- Item # 2** Public Comments
- Item # 3** Approval of March 15, 2012 Minutes
- Item # 4** TTAC Bylaws
- Discuss possible revisions to TTAC Bylaws
- Item # 5** Camarillo Shift of STP Funds
- Approve shifting \$455,562 in savings in STP funds from the Adolfo Road Widening project in Camarillo to the Ponderosa Drive Landscaping project.
- Item # 6** CMAQ, STP, and TE Project Status Updates
- Review and update project statuses.
- Item # 7** California Statewide Local Streets and Roads Needs Assessment Survey
- Receive letter from the California Statewide Needs Assessment Project and complete online survey by May 15, 2012.
- Item # 8** Future Agenda Items
- Congestion Management Program Update /Approval
- Periodic Highway Construction Updates
- Regional Transportation Funding & Planning
- Update on the new Federal Program Authorization
- Union Pacific/Public Utilities Commission Grade Crossing Policy
- Route 1 Rerouting to Rice Avenue

VCTC Programming Procedures—Potential Revision

Harbor District Presentation

Item #10 Next Meeting May 17, 2012

Item #11 Adjournment

MINUTES OF THE VCTC TRANSPORTATION TECHNICAL ADVISORY COMMITTEE

March 15, 2012 Meeting

Item #1 – Call to Order

Chair David Fleisch of the County called the meeting to order at 9:02am. The attached sheet shows those present.

Item #2 – Public Comments

No public comments were made.

Item #3 – Approval of February 16, 2012 minutes

Farhad Miran of Simi Valley moved to approve the minutes. Jay Spurgin of Thousand Oaks seconded. The motion was passed unanimously.

Item #4 – Mini Call for Projects for STP, CMAQ, and TE funds

Peter De Haan introduced the item. The following issues were discussed:

- Local Match – Brent Siemer of Simi Valley asked if agencies were required to contribute a local match to projects if they were able to complete the project, with no change of scope, at a lower cost. Brent Siemer moved that if an agency submits a letter to VCTC stating that they will complete the project with the amount of federal funds listed on the project list but with no local match, the agency be allowed to proceed with the project. Jay Spurgin seconded and the motion was passed unanimously. Letters should be submitted as soon as possible, but there is no strict deadline.
- East County Fixed Route Demonstration Project – Peter De Haan explained that this project was thought to be ineligible for CMAQ funding and was not scored or included on the proposed project list. TRANSCOM recommended that the agencies involved rewrite their project proposal to be rescored and possibly moved to the shelf list. Ben Cacatian of the Air Pollution Control District voiced concern about allowing the agencies to change the scope of projects after the initial Mini Call deadline.
- Port of Hueneme Multi-Modal Shoreside Power Project – Chris Birkelo of the Port of Hueneme explained that the Port is required by the State to make these changes by January 2014 and expected completion is December 2013. Brent Siemer moved to approve the project list as is, with the Port project below the funding line, but recommend that the Port present directly to the Commission for consideration of funding in the near future. Certain other projects will be pushed below the funding line if the Port project is approved. Jay Spurgin seconded and the motion was passed unanimously.

- Simi Valley submitted a letter of explanation for the delay in their street rehabilitation project. Per the approved scoring criteria, Simi Valley will no longer receive the 5 point late project penalty in this Mini Call. In order to reduce delays, staff will work with Robert Wong of Caltrans to produce a way of tracking projects in the future.
- Surfers Point Bike Path – This will be discussed in Item #8, but the name has been changed to Omer Reins Bike Path.

Item #5 – STP, CMAQ, TE Fund Status

Peter De Haan introduced the item. Committee members were given spreadsheets and asked to submit project updates to staff. Information on STP, CMAQ, TE, HBP, HSIP, and SRTS projects that will be obligated this fiscal year should be submitted by Wednesday, March 21st.

The table in Attachment C should be completed by agencies by Friday, March 30th.

Item #6 – Distribution of TTAC Bylaws for Review

Peter De Haan introduced the item. Members received a copy of the TTAC Bylaws in advance of discussion at the April meeting.

Item #8 – Revisions to Ventura Surfers Point Bike Path Funds

Peter De Haan introduced the item recommending replacement of \$250,000 of Transportation Enhancement funds with \$250,000 in STP funds for the Ventura Surfers Point (Omer Reins) Bike Path. Ken Matsuoka of Camarillo moved to approve the item and Dave Klotzle of Moorpark seconded. The motion was approved unanimously.

Item #7 – Presentation on Route 101/Wendy Drive Interchange Improvements

Jay Spurgin presented.

Item #9 – Future Agenda Items

Item #10 – Next meeting is April 19, 2012

Item #11 – Meeting was adjourned

May 2012

ATTENDANCE
LIST OF TTAC MEMBERS / ALTERNATES

Badge #	NAME	PHONE	E-MAIL ADDRESS	SIGNATURE
	Ken Matsuoka	383-5672	kmatsuoka@ci.camarillo.ca.us	
	Bill Golubics	388-5356	bgolubics@ci.camarillo.ca.us	
	Bert Rapp	524-1500 x231	brapp@ci.fillmore.ca.us	
	Tom Scott	524-1500 x 234	tscott@ci.fillmore.ca.us	
	Glenn Hawks	640-2560	hawks@ci.ojai.ca.us	
	Greg Grant	646-5581 x 201	grant@ci.ojai.ca.us	
	Andrea Boggs	646-5581 ext 209	boggs@ci.ojai.ca.us	
014	Dave Klotzle	517-6285	dklotzle@ci.moorpark.ca.us	
	Soher Abdemalik	385-7873	soher.abdemalik@ci.oxnard.ca.us	
	Martin Erickson	385-7870	Martin.Erickson@ci.oxnard.ca.us	
	Jason Samonte	385-7872	Jason.Samonte@ci.oxnard.ca.us	
	Kit Nell	986-6500	knell@ci.port-hueneme.ca.us	
	Andres Santamaria	986-6568	asantamaria@ci.port-hueneme.ca.us	
062	Brian Yanez	933-4212	byanez@spcity.org	
012	Chic Dabbs	583-6809	CDABBS@simivalley.org	
	David Medina	583-6810	dmedina@simivalley.gov	
633	Kamran Panah	583-6886	kpanah@simivalley.org	
031	Jay Spurgin	449-2444	ispurgin@toaks.org	
	Tom Pizza	449-2430	tpizza@toaks.org	
	Rick Raives	654-7870	rraives@ci.ventura.ca.us	
065	Tom Mericle	654-7870	tmericle@ci.ventura.ca.us	
	Ben Emami	654-2087	ben.emami@ventura.org	
	David Fleisch	654-2077	david.fleisch@ventura.org	
036	Chris Birkelo	(805)488-3677	cbirkelo@portofhueneme.org	
073	Ben Cacatian	645-1428	ben@vcapcd.org	
	Steve Brown	483-3959 ext 116	sbrown@goldcoasttransit.org	

Jacob Ward

673 Cynthia Daniels

Charles

FOR MORE INFO CONTACT



Item #4

April 19, 2012

MEMO TO: TRANSPORTATION TECHNICAL ADVISORY COMMITTEE

FROM: STEPHANIE YOUNG, PROGRAM ANALYST

SUBJECT: REVIEW OF TTAC BYLAWS

RECOMMENDATION:

- Discuss possible revisions to the bylaws.

BACKGROUND:

A copy of the TTAC Bylaws was distributed to TTAC members at the March meeting along with a previous revision to the bylaws. The previous revision changed the TTAC quorum from 8 to 6 voting members and removed some agencies from the committee. Since then, there have been no additional changes made to the bylaws.

At this time, TTAC should discuss possible revisions to the bylaws. Changes will require approval by the Commission.

VENTURA COUNTY TRANSPORTATION COMMISSION
TRANSPORTATION TECHNICAL ADVISORY COMMITTEE
OPERATING RULES

I. PURPOSE OF THE COMMITTEE

The Transportation Technical Advisory Committee (TTAC) is a duly constituted Transportation Advisory Committee formed at the direction of the Ventura County Transportation Commission (VCTC). Member agencies shall serve at the pleasure of the Commission. The VCTC is the sole policy board of the TTAC. The purpose of the Committee is to act as an advisory body to the VCTC for purposes of reviewing countywide transportation issues, preparing the local agency component of the regional transportation improvement program, and making recommendations to the VCTC regarding various transportation issues.

II. MEMBERSHIP

The Agencies which are members of the TTAC shall be as shown on Exhibit A. Agencies shall each appoint one representative, and representatives may designate alternates.

III. METHOD OF APPOINTMENT

The representatives to this Committee shall be appointed, reappointed or removed by the representatives' appointing agency. All representatives shall serve at the pleasure of the appointing entities. The TTAC may recommend additions or deletion of member agencies shown on Exhibit A, but all changes in member Agencies are subject to confirmation by the VCTC.

IV. TERM OF OFFICE

The term of office of membership of each agency on the TTAC shall be for an indeterminate period of time at the discretion of the VCTC.

V. OFFICERS OF THE COMMITTEE

The officers of this committee shall be Chairperson and Vice Chairperson who shall be selected from among the representatives by majority vote at the January meeting each year and shall serve in their respective capacities at the pleasure of the Committee. If the Chairperson or Vice Chairperson resign, new officers shall be selected as soon as possible.

VI. DUTIES OF OFFICERS

Chairperson

The Chairperson of this Committee shall be responsible for:

- 1 The calling for meetings of this committee.
- 2 Presiding at the meetings of this committee.
- 3 Assisting with agenda preparation.
- 4 Reporting to the VCTC when called upon to do so.
- 5 Establishing subcommittees as necessary.
- 6 Other duties as he/she may be directed by the VCTC and this committee to perform.

Vice Chairperson

The Vice Chairperson of this committee shall serve in the absence of the Chair and perform such duties as he/she may be directed by the Chair to perform.

VII. DUTIES AND RESPONSIBILITIES OF THE COMMITTEE

It shall be the duty and responsibility of the Committee to:

- 1 Serve as the Technical Advisory Committee for the VCTC.
- 2 Share any and all pertinent information relating to the field of transportation.
- 3 Review documents and make recommendations to the VCTC regarding transportation improvement programs and projects.
- 4 Serve as a forum to discuss the technical aspects of countywide transportation issues, and formulate recommendations for consideration by VCTC.
- 5 Annual review of the Congestion Management Program update.
- 6 Other such duties as may be requested by the VCTC.

VIII. SECRETARY OF THE TTAC

The staff of the VCTC shall serve as the secretary of the TTAC and shall provide staff support, including preparation of the minutes of each meeting.

IX. QUORUM

Eight of the representatives appointed to this Committee shall constitute a quorum for conducting Committee activities.

X. COMMITTEE ACTIONS

All actions on items before the TTAC shall be determined by a vote of a simple majority of the members present.

XI. MEETINGS

Normal meetings of the TTAC, unless otherwise changed by the TTAC, shall be held the third Thursday of the month at 9:00 A.M., Suite 207 in the Ventura County Air Pollution Control District Conference Room, 702 County Square Drive, Ventura, at least six times per year. All meetings shall be called, noticed and conducted in the manner described in Section 54952.3 of the Government Code, also known as the "Brown Act".

XII. AMENDMENTS TO OPERATING RULES

The TTAC may recommend, and the VCTC may approve amendments to the Operating Rules by a majority vote.

XIII. VOTING

Each member agency has one vote. In the absence of a representative, the designated alternate may vote in the representative's place.

XIV. POWERS

The TTAC is created by the VCTC and shall have no powers of existence separate or apart from that of the Commission.

Approved by Ventura County Transportation Commission _____, 1992.

Chairperson

EXHIBIT A

VENTURA COUNTY TRANSPORTATION COMMISSION (VCTC) TRANSPORTATION
TECHNICAL ADVISORY COMMITTEE (TTAC) LIST OF VOTING MEMBER AGENCIES

1. Each of the cities in Ventura County
2. The County of Ventura
3. The cities of Agoura Hills and Westlake Village
4. Ventura County Department of Airports
5. Oxnard Harbor District
6. South Coast Area Transit
7. Ventura County Air Pollution Control District
8. Caltrans
9. California Highway Patrol
10. Southern Pacific Transportation Company
11. Ventura County Railway Company


**VENTURA COUNTY
TRANSPORTATION COMMISSION**

 950 County Square Drive, Suite 207
 Ventura, CA 93003

(805) 642-1591

FAX (805) 642-4860

<http://www.goventura.org>
 Item No. 13(b)
 Action

**TO: VENTURA COUNTY TRANSPORTATION COMMISSION
(1-7-00 MEETIG)**

FROM: VCTC STAFF *JS*

SUBJECT: REVISION TO TTAC OPERATING RULES

RECOMMENDATION

- The VCTC revise the operating rules for the TTAC to revise its membership and quorum requirements.

DISCUSSION

During the October TTAC meeting the group briefly discussed the representatives and the alternates for this committee, as some of the agencies that are listed in the TTAC Operating Rules have not been regularly attending the meetings. It was suggested that this list be updated. A letter was mailed on October 22, 1999 to all members of the committee requesting an update of the names of their representatives and alternates. Attached is a list of the responses received with the representative and alternate names. The agencies that did not respond are also shown in this list.

The non-respondents were Oxnard Harbor District, Department of Airports, City of Agoura Hills, City of Westlake, Southern Pacific Transportation Company (currently known as Union Pacific) & Ventura County Railway Company. The non-respondent agencies have not attended meetings for some time. At its December 16, 1999 meeting, the committee voted to recommend to VCTC that: 1) the non-respondents listed above be dropped from the TTAC membership; and 2) the defined quorum be reduced from eight to six members. Given the lack of participation by these members over the past several years, VCTC supports the TTAC recommendation. However, VCTC staff intends to keep these functional agencies on the mailing list so that they are informed and can participate as non-members when topics of interest to them are on the TTAC agenda.

ATTACHMENT A
Item #13(b)**LIST OF TTAC REPRESENTATIVES & ALTERNATES**
AS OF NOVEMBER 1999

<u>AGENCY</u>	<u>REPRESENTATIVE</u>	<u>ALTERNATE</u>
County of Ventura	Art Goulet	Butch Britt
City of Camarillo	Tom Fox	Dan Greeley
City of Fillmore	Bert Rapp	Tom Scott
City of Moorpark	Mike Mathews	1-Ken Gilbert 2-Other city empl. ¹
City of Ojai	Stan Haakes	Glen Hawks ²
City of Oxnard	Bow Bowman	Rita Johnson ²
City of Port Hueneme	Cliff Finley	Mamerto Estapa ²
City of San Buenaventura	Rick Raives	Tom Mericle
City of Santa Paula	Norman Wilkinson	Kenneth Ortega
City of Simi Valley	Chic Dabbs	Hank Hein
City of Thousand Oaks	John Heliwell	1-Tom Pizza 2-Don Nelson
Caltrans	Satish Chander	Denix Anbiah
Ventura County APCD	Ben Cacatian	None
SCAG	Jim Gosnell	Alan Bowser
SCAT	Laura J. Caskey	None
Oxnard Harbor District		
Department of Airports		
City of Agoura Hills		
City of Westlake		
Southern Pacific		
Ventura County Railway		



Item #5

April 19, 2012

MEMO TO: TRANSPORTATION TECHNICAL ADVISORY COMMITTEE
FROM: PETER DE HAAN, PROGRAMMING DIRECTOR
SUBJECT: REVISIONS TO CAMARILLO SURFACE TRANSPORTATION PROGRAM (STP) FUNDS

RECOMMENDATION:

- Approve shifting \$455,562 in savings in STP funds from the Adolfo Road Widening project in Camarillo to the Ponderosa Drive Landscaping project.

BACKGROUND:

The City of Camarillo has awarded the contract for its STP-funded project to widen Adolfo Road from Mission Oaks Boulevard to Santa Rosa Road. Based on the contract award, Caltrans has deobligated \$455,562 from the project, which had originally received \$1,177,000 in federal funds. There is another project in Camarillo, the Ponderosa Drive Landscaping project from Arneill Road to Las Posas Road, where the city has identified the need for additional work to make curb and gutter improvements. Although the Ponderosa Drive Landscaping project is funded with \$1,017,000 in Transportation Enhancement (TE) funds, the required curb and gutter work would likely be ineligible for TE. Therefore, the City has requested, and VCTC staff recommends, that the STP fund savings from the Adolfo Road project be reprogrammed to the Ponderosa Drive project.



Item #6

April 19, 2012

MEMO TO: TRANSPORTATION TECHNICAL ADVISORY COMMITTEE
FROM: STEPHANIE YOUNG, PROGRAM ANALYST
SUBJECT: CMAQ, STP, AND TE PROJECT STATUSES

RECOMMENDATION:

- Review and update project statuses

BACKGROUND:

Under federal law, STP, CMAQ, and TE funds apportioned to California lapse if they are not used within three years. AB 1012, which became law in October, 1999, applies the three-year lapsing rule to CMAQ and STP funds in each county. Furthermore, since, under California Transportation Commission (CTC) policy, TE funds are programmed based on County shares through the STIP, there are STIP timely-use requirements that apply to these funds. The schedule of lapsing funds is shown in ATTACHMENT A. In order to prevent loss of funds, it is important for VCTC to have an accurate schedule of STP, CMAQ, and TE fund obligations. VCTC also uses this project schedule to ensure that the financially-constrained programming for the current year in the TIP includes all of the projects which are ready-to-go.

ATTACHMENT B contains the list of projects that have been reported to VCTC as ready to be obligated in FY 2011/12, and staff requests that agencies ensure that this list is correct. It should include all projects expected to be obligated during this federal fiscal year. TTAC members should come to the meeting with information regarding projects to be obligated this year using these funds. Projects on this list were included in the Obligation Plan for FY 2011/12 that was recently submitted to Caltrans.

This item also includes the tables showing the status of all incomplete STP, CMAQ, and TE projects. These are found in ATTACHMENT C. The spreadsheets have been updated with information provided since the March 2012 TTAC meeting. Staff requests that agencies review these changes as well as provide additional information on upcoming project milestones and obligations.

ATTACHMENT A

BREAKDOWN OF UNOBLIGATED VENTURA COUNTY FEDERAL FUNDS As of 4/3/2012		
CMAQ		
FY 2009/10	\$0	Lapses October 1, 2012
FY 2010/11	\$2,618,628	Lapses October 1, 2013
FY 2011/12	<u>\$9,687,247</u>	Lapses October 1, 2014
TOTAL	<u>\$12,305,875</u>	
STP		
FY 2009/10	\$5,728,166	Lapses October 1, 2012
FY 2010/11	\$10,358,848	Lapses October 1, 2013
FY 2011/12	<u>\$10,495,961</u>	Lapses October 1, 2014
TOTAL	<u>\$26,582,975</u>	
TE		
FY 2011/12	\$202,000	Lapses July 1, 2012
TOTAL	<u>\$202,000</u>	

g:excel/cmaqstptealapse

Ventura County
Upcoming STP / CMAQ / TE Projects
Federal Fiscal Year 2011/12 (10/1/11 - 9/30/12)

ATTACHMENT B

PROJECT TITLE	Lead Agency	Date to be Obligated	Amount to be Obligated
STP			
<u>Unobligated Balance</u>			\$26,582,975
California Street / Route 101 Offramp PE	S.B. Ventura	Apr-12	\$750,000
Hueneme Road Widening	Oxnard	May-12	\$905,572
Omer Rains Bike Path Storm Damage Repair	S.B. Ventura	May-12	\$250,000
E Ventura Blvd Street Improvements	Oxnard	Jun-12	\$3,706,410
Victoria Avenue Improvements Con	Oxnard	Jun-12	\$914,957
Road Resurfacing	Ojai	Jul-12	\$354,120
Major Street Rehabilitation	Simi Valley	Jul-12	\$697,000
Street Rehabilitation	Port Hueneme	Sep-12	\$370,000
Del Norte Blvd Rehabilitation	Oxnard	Jul-12	\$1,354,388
Total to be Obligated by 10/1/12			\$ 9,302,447
Required to be Obligated by 10/1/12			\$ 5,728,166

CMAQ			
<u>Unobligated Balance</u>			\$12,305,875
Route 101 at California Street Improvements	Ventura	Apr-12	\$1,125,000
Replacement CNG Vehicles	T.O.	Apr-12	\$279,000
Transit Garage Modernization	Simi Valley	Apr-12	\$33,100
Transit Maintenance Facility Expansion	Simi Valley	Apr-12	\$98,600
T.O Transit Center Landscaping	T.O.	Apr-12	\$260,000
Bike Trail in Railroad ROW	Santa Paula	Jun-12	\$1,110,000
Oxnard Boulevard Bike Path	Oxnard	Jun-12	\$269,100
Victoria Ave Bus Stops PE	Oxnard	Jun-12	\$30,807
Calleguas Creek Bike Path Ph 3	Camarillo	Jul-12	\$360,000
Regional Ridesharing	VCTC	Aug-12	\$443,000
Extended Trolley Service Hours	Ojai	Jul-12	\$132,795
Erbes Rd Street Improvements	T.O.	Jul-12	\$4,200,000
Extended Bus Service Hours	T.O.	Aug-12	\$25,000
Three Bus Shelters	Ojai	Aug-12	\$50,000
Transit Vehicle Purchase	T.O.	Aug-12	\$50,000
Bus Purchase	T.O.	Aug-12	\$72,000
Municipal Service Center Expansion	T.O.	Aug-12	\$560,000
Transit Marketing/Outreach	VCTC	Aug-12	\$1,000,000
Victoria Ave Transit Service	Gold Coast	8/1/2012	\$1,369,559
Total to be Obligated by 10/1/12			\$ 11,467,961
Required to be Obligated by 10/1/12			\$ -

TE			
<u>Unallocated Balance</u>			\$202,000
10th Street Enhancements PE	Santa Paula	May-12	\$52,000
Poderosa Dr Landscaping Enhancements	Camarillo	Jun-12	\$1,017,000
Total to be Allocated by 7/1/12			\$1,069,000
Total Required to be Allocated by 7/1/12			\$202,000

HBP			
Total to be Allocated by 10/1/12			\$0

HSIP			
Ventura Rd/Devonshire Intersection Improvements	Oxnard	Aug-12	\$138,060
Total to be Allocated by 10/1/12			\$138,060

SRTS			
Rose Ave/Collins Dr Pedestrian Improvements	Ventura County	Jul-12	\$52,000
School Safety Projects	Oxnard	Jul-12	\$572,990
Total to be Allocated by 10/1/12			\$624,990

Approved TEA-21 CMAQ Program - Project Obligations as of 4/3/12

Project Name	Agency	Prog. Year	TIP Number	CMAQ Funding	Date	Obligated Amount*	Phase	Project Balance	Project milestone & delivery date	Project Status
Rancho Camulos RR & Bike Path	County	2001	07-VEN990310	\$ 265,000	8/29/2001	\$ 265,000	PE/ROV	\$ -	CON to begin 7/2011	Underway
Rancho Camulos RR & Bike Path	County	2002	07-VEN990310	\$ 2,735,000		\$ 2,601,459	CON	\$ 133,541	CON to begin 7/2011	Underway
Main Street Intermodal Center	Fillmore	2000	07-VEN54167	\$ 213,000	7/30/2002	\$ 213,000	CON	\$ -		
Bike/Pedestrian/Equestrian Trail	Ojai	2004	07-VEN54164	\$ 130,100	7/17/2004	\$ 17,706	CON	\$ 112,394	Completion expected 2013	
Bike/Ped Oxnard & 5th	Oxnard	2002	07-VEN990317	\$ 960,000	9/12/2001	\$ 960,000	All	\$ -	Completion expected 2012	
							PE			
							PSE			
							R/W			
							CON			
Signal Synchron Citywide	Oxnard	2001	07-VEN000609	\$ 190,000	6/13/2001	\$ 89,689	CON	\$ 100,311		
Calif. Street Bridge Upgrade	S.B. Ventura	2004	07-VEN990319	\$ 329,000			CON	\$ 329,000	Completion expected 2012	Beyond TEA-21
SR 126 Bike Path	S.B. Ventura	2003	07-VEN990320	\$ 632,500	7/1/2011	\$ 632,500	CON	\$ -		Ready to adv
Traffic Signal Coordination Exp.	T.O.	2001	07-VEN990331	\$ 30,000	8/28/2000	\$ 30,000	PE	\$ -	Construction completion 8/11	Awarded 1/25/11
	T.O.	2002	07-VEN990331	\$ 120,000	10/28/2003	\$ 120,000	All	\$ -		
	T.O.	2002	07-VEN990332	\$ 240,000	11/7/2003	\$ 203,333	All	\$ 36,667	Construction completion 8/11	Awarded 1/25/11
Totals				\$ 5,844,600		\$ 5,132,687		\$ 711,913		

Approved SAFTEA-LU CMAQ Program - Project Obligations as of 4/3/12

Project Name	Agency	Prog. Year	TIP Number	CMAQ Funding	Date	Obligated Amount*	Phase	Project Balance	Project milestone & delivery date	Project Status
Calleguas Creek Bike Trail Ph II (Adolfo to South side of US-101)	Camarillo	2007	07-VEN050403	\$ 1,758,306	5/9/2006	\$ 1,758,306	All	\$ -	Construction expected to begin 12/11	Construction underway
Pole Creek Undercrossing	Fillmore	2009	07-VEN051401	\$ 664,906			All	\$ 664,906	Delayed to '10	
Interconnect Signal Cable	Oxnard	2007	07-VEN053401	\$ 398,385	8/23/2007	\$ 335,559	PE/Con	\$ 62,826		Completed
Oxnard Blvd Bike/Ped Path	Oxnard	2006	07-VEN990317	\$ 2,446,530			All	\$ 2,446,530		
California Street Improvements	S.B. Ventura	2006	07-VEN990319	\$ 796,000			CON	\$ 796,000	Completion expected 2012	
Green Alley Paseo / Parking Lot	Santa Paula	2005	07-VEN031215	\$ 244,619	12/20/2005	\$ 244,619	CON	\$ -		Complete
Arroyo Simi Bike Path	Simi Valley	2006	07-VEN031205	\$ 178,000	8/11/2011	\$ 178,000	CON	\$ -	Jul-12	CON underway
W.L.A. Ave Widening for Bike Lanes	Simi Valley	2009	07-VEN051201	\$ 1,814,000	7/11/2011	\$ 1,814,000	CON	\$ -	Dec-11	To bid in April 2012
Hillcrest Drive Bike Path	T.O.	2008	07-VEN056407	\$ 250,000			PE/Con	\$ 250,000	Construction award 12/11	Design underway
Lynn Road Bike Lanes	T.O.	2007	07-VEN090503	\$ 655,000			CON	\$ 655,000	Construction award 12/11	Design underway
Lynn Road Traffic Signal Coordination	T.O.	2006	07-VEN056403	\$ 400,000	2/29/2008	\$ 393,242	CON	\$ 6,758	Construction completion 8/11	Construction awarded 1/25/11
Bike Map Update	VC TC	2009	07-VEN54151	\$ 55,000	6/18/2009	\$ 55,000		\$ -		
Camarillo Station Improvements	VC TC	2005	07-VEN990303	\$ 3,100,000	2/21/2004	\$ 3,100,000	CON	\$ -		
Guaranteed Ride Home Program	VC TC	2004	07-VEN54151	\$ 40,000	10/28/2003	\$ 40,000	CON	\$ -		
La Conchita Ped UC Design									Incorporated into Hwy 101 HOV lane project	
Lewis Road Bikelanes 101/Huen	VC TC	2005	07-VEN040501	\$ 7,764,000	8/2/2005	\$ 7,764,000	CON	\$ -		
Regional Ridesharing	VC TC	2011	07-VEN54151	\$ 443,000				\$ 443,000	obligated	
Totals				\$ 21,389,746		\$ 16,032,726		\$ 5,357,020		

Approved CMAQ Mini-Call Program - Project Obligations as of 4/3/2012

Project Name	Agency	Prog. Year	TIP Number	CMAQ Funding	Date	Obligated Amount*	Phase	Project Balance	Project milestone & delivery date	Project Status
Calleguas Cr Bike Ph II Toll Credit	Camarillo	2011	07-VEN050403	\$ 191,225	7/13/2011	\$189,423	Con	\$ 1,802	Completion by 2012	Construction underway
Calleguas Creek Bike Trail Ph III	Camarillo	Dec-11	07-VEN110105	\$ 360,000			Con	\$ 360,000	Design expected to be complete 7/12	Design underway
Calleguas Creek Bike Trail Ph IV	Camarillo	Mar-11	07-VEN110106	\$ 54,000	1/11/2012	\$54,000	PE	\$ -	Design expected to be complete 12/12	In-process of consultant selection
Calleguas Creek Bike Trail Ph IV	Camarillo	Jul-12	07-VEN110106	\$ 300,000			Con	\$ 300,000	Construction expected to begin 3/13	
Pole Creek Bike Path Toll Credit	Fillmore	2011	07-VEN051401	\$ 77,724			Con	\$ 77,724	Completion expected 2012	
Moorpark Metrolink Station Entrance	Moorpark	Jul-11	07-VEN031218	\$ 449,450	1/5/2012	\$ 449,205	ROW	\$ 245	Completion expected 2014	
Hwy 126 Harmon Barranca Bike Path	S.B.Ventura	Jul-11	07-VEN031229	\$ 1,215,553	7/1/2011	\$ 1,215,553	Con	\$ -	Completion expected 2012	
Hwy 126 Harmon Toll Credit	S.B.Ventura	2011	07-VEN031229	\$ 81,947	7/1/2011	\$ 81,947	Con	\$ -		Ready to adv
Calif Street Improv Toll Credit	S.B.Ventura	2014	07-VEN090319	\$ 146,756			Gen	\$ 146,756	Completion expected 2012	Funds unprogrammed per Mini-Call adoption policy

Approved CMAQ Mini-Call Program - Project Obligations as of 4/3/2012

Project Name	Agency	Prog. Year	TIP Number	CMAQ Funding	Date	Obligated		Project Balance	Project milestone & delivery date	Project Status
						Amount*	Phase			
Hwy 126 Bike Path Gap Closure	S.B.Ventura	Jul-11	07-VEN031230	\$ 100,000			PE	\$ 100,000		
Hwy 126 Bike Path Gap Closure	S.B.Ventura	Jul-13	07-VEN031230	\$ 60,000			ROW	\$ 60,000		
Hwy 126 Bike Path Gap Closure	S.B.Ventura	Jul-14	07-VEN031230	\$ 840,000			Con	\$ 840,000		
Sheridan Wy/Ventura River Bike Trail	S.B.Ventura	Jul-12	07-VEN110304	\$ 50,000			PE	\$ 50,000		
Sheridan Wy/Ventura River Bike Trail	S.B.Ventura	Jul-13	07-VEN110304	\$ 200,000			ROW	\$ 200,000		
Bike Trail in Railroad ROW	Santa Paula	Jul-05	07-VEN111102	\$ 1,110,000				\$ 1,110,000	Expect Obligation 6/2012	
West L.A. Bike Lane Toll Credit	Simi Valley	2011	07-VEN051201	\$ 172,056	7/11/2011	\$ 172,056	Con	\$ -	Dec-12	To bid in April 2012
Arroyo Simi Bike Path Toll Credit	Simi Valley	2011	07-VEN031205	\$ 22,932	8/11/2011	\$ 22,932	Con	\$ -	Jul-12	CON underway
Regional Ridesharing / GRH	VCTC	2011	07-VEN93017	\$ 443,000	7/13/2011	\$ 443,000		\$ -		
Santa Clara Bike Lanes Central/118	Vta County	Dec-11	07-VEN110303	\$ 60,000	6/28/2011	\$ 60,000	PE	\$ -		Design expected to be complete by 12/2012
Santa Clara Bike Lanes Central/118	Vta County	2013	07-VEN110303	\$ 910,000			Con	\$ 910,000	Will obligate in June 2013	Construction expected to begin 9/2013
Lomita Bike Routes	Vta County	Dec-11	07-VEN110306	\$ 26,000			PE	\$ 26,000		Design expected to be complete by 9/2012
Lomita Bike Routes	Vta County	Jun-12	07-VEN110306	\$ 212,000			Con	\$ 212,000	Will obligate in Oct 2012	Construction expected to begin 1/2013
TOTAL				\$ 6,935,887		\$ 2,688,116		\$ 4,247,771		

*Obligated amount = Funds approved by FHWA on Authorization to Proceed (FNM-76) form, or approved by FTA in grant application.

Approved 2012 CMAQ Mini-Call Program - Project Obligations as of 4/3/2012

Project Name	Agency	Prog. Year	TIP Number	CMAQ Funding	Date	Obligated		Project Balance	Project milestone & delivery date	Project Status
						Amount*	Phase			
Victoria Ave Corridor Transit Service	Gold Coast	2012		\$ 1,369,559				\$ 1,369,559		
Rideshare Program	VCCTC	Jun-12		\$ 886,000				\$ 886,000		
Traffic/Trip Demand Management Plan	Oxnard	Oct-12		\$ 132,795				\$ 132,795		
Victoria Ave Bus Stops	Oxnard	Jun-12		\$ 374,962				\$ 374,962		
Moorpark City Transit Extended Hours	Moorpark T.O.	Oct-12		\$ 602,004				\$ 602,004		
Erbes Rd Improvements	T.O.	Jul-12		\$ 4,200,000				\$ 4,200,000		
Marketing/Community Outreach	VCCTC	Jun-12		\$ 1,000,000				\$ 1,000,000		
Bike Facilities for NECSP	Oxnard	Dec-12		\$ 643,896				\$ 643,896		
Extended Bus Service	T.O.	Aug-12		\$ 170,000				\$ 170,000		
Extended Trolley Service Hours	Ojai	Jul-12		\$ 132,795				\$ 132,795		
C Street Bike Facilities	Oxnard	2013		\$ 306,075				\$ 306,075		
Arneill Rd/Dunnigan St Traffic Signal	Camarnillo			\$ 250,000				\$ 250,000		
Transit Stops Enhancement	Oxnard	Jun-12		\$ 271,769				\$ 271,769		
Saturday Bus Service	T.O.	2013		\$ 600,000				\$ 600,000		
Rose Ave Sidewalk	Oxnard	Jun-12		\$ 434,555				\$ 434,555		
Las Posas Rd Bike Lanes	County	2013		\$ 230,000				\$ 230,000		
Citywide Sidewalk Survey	Oxnard	Jan-13		\$ 177,060				\$ 177,060		
Trapeze Software Upgrades	T.O.	Oct-12		\$ 100,000				\$ 100,000		
Ventura Blvd Sidewalks	Oxnard	Jun-12		\$ 913,346				\$ 913,346		
Three Replacement CNG Buses	Simi Valley			\$ 1,460,745				\$ 1,460,745		
TOTAL				\$ 14,255,561			\$ -	\$ 14,255,561		

*Obligated amount = Funds approved by FHWA on Authorization to Proceed (FNM-76) form, or approved by FTA in grant application.

Approved TEA-21 STP Program - Obligated Projects as of 4/3/2012

Project Name	Applicant	Prog. Year	TIP Number	Funding	Date	Obligated Amount**	Phase	Project Balance	Project milestone & delivery date	Project Status
Regional STP										
Ojai Trail Extension / Fulton Ext	Ojai	2002	07-VEN010203	\$439,000	9/15/1998	\$379,915	Con	\$59,085		To bid summer 2012
Total - Regional STP				\$439,000		\$379,915		\$59,085		
LOCAL STP										
Total				\$439,000		\$379,915		\$59,085		

Approved SAFETEA-LU STP Program - Obligated Projects as of 4/3/2012

Project Name	Applicant	Prog. Year	TIP Number	Funding	Date	Obligated Amount**	Phase	Project Balance	Project milestone & delivery date	Project Status
Regional STP										
Route 101/ Central Landscaping Enhancement	Camarillo	2006	07-VEN050404	\$33,000	1/11/2012	\$33,000	PE	\$0	Design expected to be complete 6/14	
Sta Rosa Rd @ Adolfo Insect	Camarillo	2007	07-VEN050402	\$1,042,000		\$636,550	All	\$405,450	Shift fr 101/PV	underway
				\$44,265			ROW	\$44,265		
				\$997,735	3/6/2012	\$636,550	Con	\$361,185		
Sta Rosa Rd Widen Upland/Woodcrk	Camarillo	2007	07-VEN040502	\$1,870,277		\$360,000	All	\$1,510,277	Design expected to be complete 10/12	Design underway
					5/14/2010	\$360,000	PE		RW expected to be complete 8/12	Pending PES approval
							DES			Pending ROW Approval
							CON		RFA Con 6/13	Approval

Approved SAFETEA-LU STP Program - Obligated Projects as of 4/3/2012

Project Name	Applicant	Prog. Year	TIP Number	Funding	Date	Obligated Amount*	Phase	Project Balance	Project milestone & delivery date	Project Status Details
Central Avenue Intersection Improve	Fillmore	2007	07-VEN93017	\$600,000	11/5/2007	\$600,000	Con	\$0		
Traffic Signal 23 / River St	Fillmore	2006	07-VEN031225	\$120,000	11/5/2007	\$120,000	Con	\$0		
Route 118 - Moorpark to e/o Spring	Moorpark	2007	07-VEN031219	\$796,770		\$796,770	Con	\$796,770	2014 expected completion	
Route 23 Widening High/Third	Moorpark	2009	07-VEN051213	\$1,500,000		\$1,500,000	Con	\$1,500,000	2015 expected completion	
E. Ventura Blvd Improvements	Oxnard	2006	07-VEN053403	\$53,000	6/28/2011	\$53,000	PE	\$0		
E. Ventura Blvd Improvements	Oxnard	2007	07-VEN053403	\$248,000		\$248,000	Con	\$248,000	Con from Demo.	
Hueneme Road Widening	Oxnard	2007	07-VEN34094	\$532,600		\$532,600	All	\$532,600		
Erringer Road Impr Royal/Fitzgerald	Simi Valley	2007	07-VEN055503	\$965,192	8/17/2007	\$964,692	Con	\$500		
Olson Road Widening	Simi Valley	2009	07-VEN051002	\$733,000	9/24/2009	\$717,503	Con	\$15,497	Construction awarded 10/11	Design complete
Wendy Dr/Route 101 Int Improvemen	T.O.	2006	07-VEN056406	\$550,000	2/24/2009	\$550,000	PE	\$0	Construction awarded 10/11	Design complete
Wendy Dr/Route 101 Int Improvemen	T.O.	2008	07-VEN056406	\$5,086,000	8/25/2011	\$5,086,000	Con	\$0	Construction awarded 10/11	Design complete
Countywide Transit Study	VCTC	2010	07-VEN34348	\$200,000		\$200,000		\$0		Study underway
Total - Regional STP				\$15,371,839		\$10,317,295		\$5,414,544		

Approved SAFETEA-LU STP Program - Obligated Projects as of 4/3/2012

Project Name	Applicant	Prog. Year	TIP Number	Funding	Date	Obligated Amount*	Phase	Project Balance	Project milestone & delivery date	Project Status Details
Local STP										
Street Overlays Citywide	Ojai	04-09	07-VEN54032	\$0			Con	\$0	Trade to County	
Street Rehab/Overlay	Moorpark	04-09	07-VEN54032	\$595,923	8/8/2007	\$595,293	Con	\$630	Obl 11/07	
Street Overlay/Resurfacing/Rehab	Oxnard	04-09	07-VEN54032	\$3,031,487	8/23/2011	\$3,031,487	Con	\$0		
Street Rehabilitation/Reconstruction	S.B. Ventura Santa Paula	04-09	07-VEN54032	\$2,349,117	11/9/2005	\$2,038,390	Con	\$310,727		
Street Repaving		04-09	07-VEN54032	\$686,217	3/24/2007	\$658,257	Con	\$27,960		Complete
Street Rehabilitation	Simi Valley	04-09	07-VEN54032	\$2,447,223	5/24/2005	\$2,447,424	Con	(\$201)		
Pavement Rehabilitation	County	04-09	07-VEN54032	\$5,921,687	4/15/2006	\$5,909,469	Con	\$12,218	Complete	Complete
Total - STP Local				\$15,031,654		\$14,680,320		\$351,334		

Approved STP Mini-Call Program - Project Obligations as of 4/3/2012

Project Name	Applicant	Prog. Year	TIP Number	STP Funding	Date	Obligated Amount*	Phase	Project Balance	Project milestone & delivery date	Project Status Details
Adolfo Road Intersection Toll Credit	Camarillo	2011	07-VEN050402	\$ 135,002	3/6/2012	\$84,889	Con	\$ 50,113		Construction underway
Street Overlay	Fillmore	Nov-11	07-VEN54032	\$ 26,559			PE	\$ 26,559		
Street Overlay	Fillmore	Aug-12	07-VEN54032	\$ 240,851			Con	\$ 240,851		
Pavement Rehab Toll Credit	Oxnard	2011	07-VEN54032	\$ 452,015	4/22/2011	\$ 452,015	Con	\$ -		
Hueneme Road Widening	Oxnard	2012	07-VEN34094	\$ 1,754,240			Con	\$ 1,754,240		Award expected June 2012
Ventura Blvd Improvements	Oxnard	Dec-11	07-VEN053403	\$ 125,713	6/28/2011	\$ 126,000	PE	\$ (287)		CON to start July 2012
Ventura Blvd Improvements	Oxnard	Dec-12	07-VEN053403	\$ 3,279,697			Con	\$ 3,279,697		CON to start July 2012
Victoria Avenue Improvements	Oxnard	Dec-11	07-VEN110112	\$ 58,873	12/13/2011	\$ 58,873	PE/Con	\$ -		PE to be completed by May 2012
Victoria Avenue Improvements	Oxnard	Dec-12	07-VEN110112	\$ 914,957				\$ 914,957		To bid Summer 2012
Fulton Street Extension Toll Credit	Ojai	2011	07-VEN010203	\$ 54,037			PE/Con	\$ 54,037		Award expected 9/2012
Street Rehabilitation	Port Huener	Oct-14 Dec-12	07-VEN54032	\$ 370,000			PE/Con	\$ 370,000	12/12	Waiting for Coop
California Street / 101 Off Ramp	S.B. Ventura	Jul-11	07-VEN010202	\$ 750,000			PE	\$ 750,000		
Major Street Rehabilitation	Simi Valley	Jul-11	07-VEN54032	\$ 697,000	4/3/2012	\$ 697,000	Con	\$ -	CON-CT	

Approved STP Mini-Call Program - Project Obligations as of 4/3/2012

Project Name	Applicant	Prog. Year	TIP Number	STP Funding	Date	Obligated Amount*	Phase	Project Balance	Project milestone & delivery date	Project Status Details
Wendy Drive / 101 Improvement	T.O.	Sep-11	07-VEN056406	\$ 4,999,100	8/25/2011	\$ 4,999,100	Con	\$ -	Construction on 6/11 awarded 1/12	Design complete
Wendy Drive / 101 Toll Credit	T.O.	Sep-11	07-VEN056406	\$ 658,945	8/25/2011	\$ 658,945	Con	\$ -	Construction on 6/11 awarded 1/12	Design complete
Telegraph-Road-Bridge-Recess	Vta-County	Apr-11	07-VEN54032	\$ 1,000,000		\$ 1,000,000	Con	\$ 1,000,000		HRRR Fund
TOTAL				\$ 14,516,989		\$ 7,076,822		\$ 7,440,167		

*Obligated amount = Funds approved by FHWA on Authorization to Proceed (FNM-76) form, or approved by FTA in grant application.

Approved STP 2012 Mini-Call Program - Project Obligations as of 4/3/2012

Project Name	Applicant	Prog. Year	TIP Number	STP Funding	Date	Obligated Amount*	Phase	Project Balance	Project milestone & delivery date	Project Status Details
Highway Investment Study	VCTC	Jun-12		\$500,000				\$ 500,000		
Pleasant Valley at Sturgis Rd Improvements	County	Nov-12		\$335,000				\$ 335,000		
Pleasant Valley at East 5th St Improvements	County	2013		\$1,425,000				\$ 1,425,000		
Pleasant Valley Bike Lanes	County	2014		\$360,000				\$ 360,000		
Hueneme Rd Bike Lanes	County	Oct-12		\$168,000				\$ 168,000		
Erringer Rd at Cochran Right Turn Lane	Simi Valley	2013		\$575,445				\$ 575,445		
Rice Ave at Wooley Rd Improvements	County	2014		\$200,000				\$ 200,000		
Road Resurfacing	Ojai	2012		\$354,120				\$ 354,120		
Madera Rd Widening between Country Club West and Wood Ranch Pkwy	Simi Valley	2013		\$885,300				\$ 885,300		
Rice Corridor Bridge	Oxnard	2013		\$1,760,000				\$ 1,760,000		
Pavement Rehab	Moorpark	Dec-12		\$637,416				\$ 637,416		
Pancho Rd Improvements	Camarillo	2013		\$1,500,000				\$ 1,500,000		
Madera Rd Widening between Simi Village and LA Ave	Simi Valley	2013		\$531,180				\$ 531,180		
Kanan Rd Pavement Rehab	County	Dec-12		\$648,000				\$ 648,000		
Hueneme Rd Pavement Rehab	County	Oct-12		\$800,000				\$ 800,000		
Etting Rd Pavement Rehab	County	Oct-12		\$360,000				\$ 360,000		
West LA Ave Bike Lanes	Simi Valley	Sep-12		\$2,213,250				\$ 2,213,250		
Pavement Rehab Various Streets	Camarillo	2013		\$500,000				\$ 500,000		
Street Rehabilitation	Simi Valley	Dec-12		\$3,629,730				\$ 3,629,730		
Rose Ave Resurfacing	Oxnard	Jun-12		\$2,162,328				\$ 2,162,328		
TOTAL				\$19,544,769				\$19,544,769		

*Obligated amount = Funds approved by FHWA on Authorization to Proceed (FNM-76) form, or approved by FTA in grant application.

Approved SAFETEA-LU Program - Obligations as of 4/3/12

Project Name	Applicant	Prog. Year	TIP Number	TEA Funding	Obligations			Project Balance	Project milestone & delivery date	Project Status
					Date	Amount	Phase			
Route 101/Central Landscaping Enh	Camarillo	2007	07-VEN050404	\$ 498,000			Con	\$ 498,000	Design completion 6/14	Design funded w/ STP
Surfers Point Bike Path Restoration	S.B. Ventura	2008	07-VEN990336	\$ 1,500,000	12/10/2009	\$ 1,500,000	Con	\$ -		Close-out
Santa Paula Bike Path	Santa Paula	2010	07-VEN54168	\$ 479,000	6/30/2010	\$ 479,000	Con	\$ -		Complete
TOTAL				\$ 2,477,000		\$ 1,979,000		\$ 498,000		

Approved Mini-Call Program - Obligations as of 4/3/12

Project Name	Applicant	Prog. Year	TIP Number	TEA Funding	Obligations			Project Balance	Project milestone & delivery date	Project Status Details
					Date	Amount	Phase			
Lewis Road Landscaping	Camarillo	2013	07-VEN110114	\$ 780,000			Con	\$ 780,000	Design expected complete 5/13	Design underway
Ponderosa Drive Landscaping	Camarillo	2013	07-VEN110305	\$ 1,017,000			Con	\$ 1,017,000	Design begin/Obl CON 6/12	Additional funding requested
Ponderosa Drive Landscaping Ph II	Camarillo	2013	07-VEN110307	\$ 400,000			Con	\$ 400,000	Con begin 11/12	Pending design from Ventura County
Piru/Camulos Bike Trail	County	2012	07-VEN990310	\$ 479,000	1/25/2012	\$ 479,000	Con	\$ -		Ready to Adv
Surfers Point Bike Trail	S.B. Ventura	2012	07-VEN990341	\$ 250,000				\$ 250,000		
Tenth Street Improvements	Santa Paula	2011	07-VEN110113	\$ 600,000			PE/Con	\$ 600,000		Coop
Transportation Center Landscaping	T.O.	2011	07-VEN110107	\$ 150,000			Con	\$ 150,000		Under design
TOTAL				\$ 3,676,000		\$ 479,000		\$ 3,197,000		

NOTE: Funds programmed under "TEA-21" included monies that were actually pre-programmed from "SAFETEA-LU."

Approved 2012 Mini-Call Program - Obligations as of 4/3/12

Project Name	Applicant	Prog. Year	TIP Number	TEA Funding	Obligations			Project Balance	Project milestone & delivery date	Project Status Details
					Date	Amount	Phase			
Surfers Point (Omer Rains) Bike Path Ph II	Ventura			#####				\$ 2,600,000		

Legend

ALL= PE, PSE, RW, CON

PE =Preliminary engineering & Environmental clearances

PSE= Plans
Specifications &
Estimate

RW= Right of Way Clearance

CON= Construction



Item #7

April 19, 2012

MEMO TO: TRANSPORTATION TECHNICAL ADVISORY COMMITTEE
FROM: STEPHANIE YOUNG, PROGRAM ANALYST
SUBJECT: CALIFORNIA STATEWIDE LOCAL STREETS AND ROADS NEEDS ASSESSMENT SURVEY


RECOMMENDATION:

- Receive letter from the California Statewide Needs Assessment Project and complete online survey by May 15, 2012.

BACKGROUND:

VCTC has received the attached letter regarding the 2012 California Statewide Local Streets and Roads Needs Assessment. The assessment will quantify the need for transportation funding for local streets and roads, updating the study that was conducted in 2010. Data from the 2012 study will augment efforts to protect local road funds in current budget discussions.

It is requested that local agencies complete the online survey no later than May 15, 2012.



April 2, 2012

Darren Kettle
Executive Director
Ventura County Transp. Commission
950 County Square Drive, Suite 207
Ventura, CA 93003-5482

RECEIVED
APR 09 2012

**SUBJECT: 2012 CALIFORNIA STATEWIDE LOCAL STREETS AND ROADS NEEDS
ASSESSMENT**

Dear Darren Kettle:

As you may know, the Fiscal Year 2010-11 Statewide Needs Assessment Report identified a funding shortfall of over \$79 billion for local streets and roads pavement and non-pavement needs. The report assisted CSAC and League staff to advocate against, and avoid what could have been devastating cuts to local transportation funding, over several state budget cycles (a copy of the final report is available at www.SaveCaliforniaStreets.org).

Transportation funding for cities and counties is continually at risk in budget discussions between the Governor and State Legislature. We need to be vigilant and continue to make it clear to the Governor and State Legislators of the critical funding shortfall for Cities and Counties, and that there are detrimental consequences to deferring or reducing transportation funds.

As in the past, this project is being funded through contributions from stakeholders. Regional Transportation Planning Agencies have been asked to sponsor fifty percent of the cost of the 2012 assessment and the update in 2014, with cities and counties sharing equally in the remaining cost. It is essential that each agency contribute toward this project in order to demonstrate how critical this issue is to sustaining our state's transportation infrastructure.

An ongoing effort must be made to update the local streets and roads needs on a regular, consistent basis, much like the state does in preparing the State Highway Operation and Protection Program (SHOPP). As such, Nichols Consulting Engineers, Chtd. (NCE), will assist us in performing the 2012 Statewide Needs Assessment.

As our first step, letters have been sent to all cities and counties, addressed to the Public Works Directors, City/County Engineers, pavement engineers, as well as the Finance Directors for help in filling out the survey.

We would like to get your assistance in encouraging your member jurisdictions to respond to this survey. Please ask them to fill out the online survey at www.SaveCaliforniaStreets.org. We have included the survey instructions for filling out the survey at the end of this letter for your information. Also enclosed is a list of agencies who did not respond to the 2008 or 2010 surveys in case you need more specific information on your jurisdictions.

Specific information we are collecting in the survey to help determine the statewide needs include:

- Agency's contact information for both the technical as well as funding/financial projections.
- Technical data on pavements, safety, regulatory, and traffic needs (usually available from a pavement management plan or GASB34 report).
- Revenue/expenditure projections.

Our intent is to involve your organization/agency in the collection of this data every two years. We believe that to be successful in communicating the needs of local streets and roads in California, we need to have your active involvement.

Our target date to obtain this data from the local agencies is no later than May 15, 2012. Whatever assistance you provide in helping us meet that date would greatly be appreciated. Should you have any questions, please do not hesitate to contact me at (510) 817-5772 or tromell@mtc.ca.gov, or Ms. Margot Yapp from NCE at (510) 215-3620 or at myapp@ncenet.com.

We appreciate your help in providing this information.

Very truly yours,



Theresa Romell
Senior Planner
Project Manager of Statewide Needs Assessment
Metropolitan Transportation Commission



Daniel Woldesenbet, President
County Engineers Association of California
Director of Public Works
County of Alameda



Randy Breault, President
Public Works Officers Department
League of California Cities
Director of Public Works/City Engineer
City of Brisbane

Enclosures: Fact Sheet
Instructions for Online Survey
List of Agencies Who Did Not Respond to 2008/2010 Survey




Why are we updating the 2010 study?

Transportation funding for Cities and Counties are still at risk.

The 2010 statewide needs study identified a funding shortfall of over \$70 billion for local streets and roads (the final report is available on the www.SaveCaliforniaStreets.org website). This information was used to help protect gas tax funds in FY 2010/11.

However, the current budget discussions between the Governor and the Legislature make it clear that the prospect of having our already insufficient local road funds reallocated to address the state's budget woes is a very real concern. This update will help us once again with our efforts to protect our transportation funds. An additional goal for this assessment is to promote the augmentation of funding for local street and road maintenance.



Why is this update important?

Performing a needs assessment biennially is important to provide updated information to maintain and obtain transportation funding, similar to what Caltrans does. Hopefully, the information from this study will embed into the decision makers minds the importance of maintaining sufficient transportation funding for local streets and roads. Additionally, we need to make it clear what the detrimental consequences are for deferring or reducing local street and road funds. This study is the only comprehensive and systematic statewide approach to quantify local streets and roads needs.

How can Cities and Counties help?

Your help in 2010 made a difference, and we need your input again!

Please go to www.SaveCaliforniaStreets.org and login to our online survey to provide updates in the following categories:

- Contact Person from your Agency
- Recent Pavement condition data
- Safety, traffic, and regulatory data
- Funding/expenditure projections

There are a few new items that were not included in the 2010 survey (such as complete streets and bridges) that have been added to the survey and need your input. We are anxious to begin the study so please provide us with the contact person who is responsible for both the technical and funding information in your agency. We will be in touch with them soon to obtain this information. The deadline for responding to this survey is May 15th, 2012.



Who is sponsoring this project?

Many cities and counties contributed funding to this study. The agencies listed below have accepted the leadership responsibility for completing this study on behalf of the cities and counties in California.

- California State Association of Counties (CSAC)
- League of California Cities (League)
- County Engineers Association of California (CEAC)
- County of Los Angeles
- California Regional Transportation Planning Agencies (RTPA)
- Metropolitan Transportation Commission (MTC)
- California Rural Counties Task Force (RCTF)

The Oversight Committee is composed of representatives from each organization, with the Metropolitan Transportation Commission acting as the Project Manager. Nichols Consulting Engineers, Chtd. (NCE) is the consultant who will be performing the update.

Who should I contact for more information?


Margot Yapp, Vice President
Nichols Consulting Engineers, Chtd.
501 Canal Blvd, Suite I
Pt. Richmond, CA 94804
(510) 215-3620

Theresa Romell, Senior Planner
Project Manager
Metropolitan Transportation Commission
(510) 817-5772

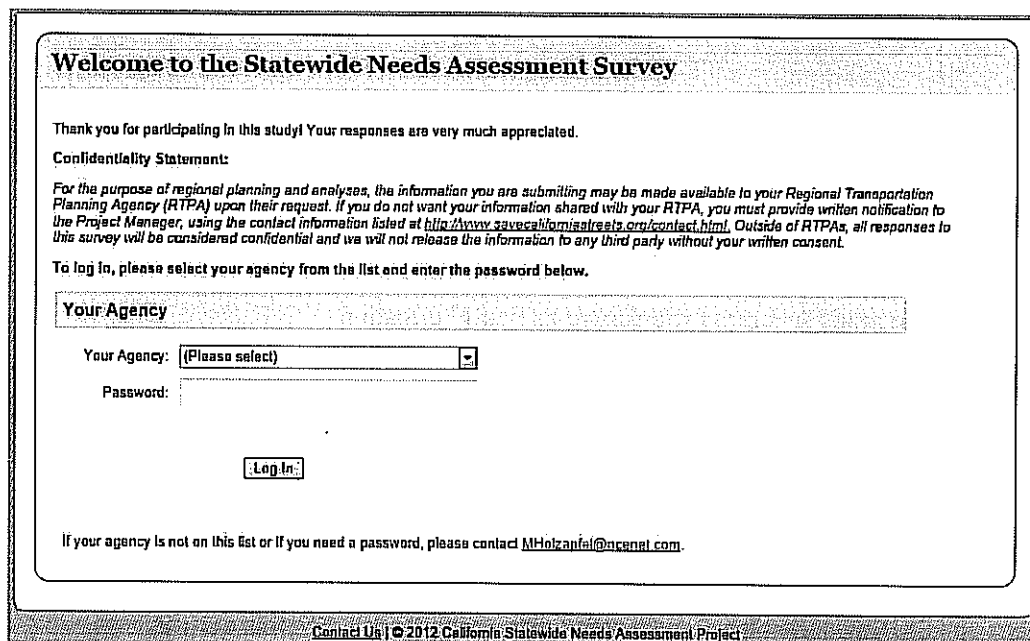
Greg Kelley, Assistant Deputy Director
County of Los Angeles
Dept of Public Works
(626) 458-4911

Instructions for Online Survey

Step 1. Go to <http://www.savecaliforniastreet.org>. Click on the button that says "Click here to participate".



Step 2. On the login page, select the name of your agency from the dropdown list. If you responded to the 2010 survey, the information you entered at that time will be shown so that you can update it. You will need your agency's login and password which was mailed to you. If you do not have this information, please contact Melissa Holzapfel at (510) 215-3620 or at mholzapfel@ncenet.com.



Step 3. Enter your name, then click "Next" to the main survey page.

Step 4. There are six (6) parts in this survey (see image below). Click on each button to enter the relevant information.

Step 5. Once data entry is complete, you can view and print your entry by clicking on the "Print a copy for your records" button. If there are no more changes, select "Yes" on the "Are you ready to submit the survey as final?" question.

Step 6. Click on "Logout" button when done.

**THANK YOU FOR YOUR
PARTICIPATION!**

CALIFORNIA STATEWIDE NEEDS ASSESSMENT
List Of Agencies Who Did Not Respond in 2010 Update

ATTACHMENT

#	AgencyName	County	2010 Status
1	Plymouth	Amador	No Response
2	Gridley	Butte	No Response
3	Angels Camp	Calaveras	No Response
4	Colusa	Colusa	No Response
5	Colusa County	Colusa	No Response
6	Williams	Colusa	No Response
7	Coalinga	Fresno	No Response
8	Firebaugh	Fresno	No Response
9	Huron	Fresno	No Response
10	Kerman	Fresno	No Response
11	Kingsburg	Fresno	No Response
12	Mendota	Fresno	No Response
13	Orange Cove	Fresno	No Response
14	San Joaquin	Fresno	No Response
15	Sanger	Fresno	No Response
16	Selma	Fresno	No Response
17	Calxico	Imperial	No Response
18	Callpatria	Imperial	No Response
19	El Centro	Imperial	No Response
20	Holtville	Imperial	No Response
21	Westmorland	Imperial	No Response
22	Arvin	Kern	No Response
23	Delano	Kern	No Response
24	Maricopa	Kern	No Response
25	McFarland	Kern	No Response
26	Ridgecrest	Kern	No Response
27	Taft	Kern	No Response
28	Tehachapi	Kern	No Response
29	Wasco	Kern	No Response
30	Avenal	Kings	No Response
31	Corcoran	Kings	No Response
32	Clearlake	Lake	No Response
33	Lakeport	Lake	No Response
34	Susanville	Lassen	No Response
35	Baldwin Park	Los Angeles	No Response
36	Beliflower	Los Angeles	No Response
37	Calabasas	Los Angeles	No Response
38	Carson	Los Angeles	No Response
39	Compton	Los Angeles	No Response
40	Cudahy	Los Angeles	No Response
41	Duarte	Los Angeles	No Response
42	El Segundo	Los Angeles	No Response
43	Hawaiian Gardens	Los Angeles	No Response
44	Hawthorne	Los Angeles	No Response
45	Hidden Hills	Los Angeles	No Response
46	Huntington Park	Los Angeles	No Response
47	Inglewood	Los Angeles	No Response
48	La Habra Heights	Los Angeles	No Response
49	Lomita	Los Angeles	No Response
50	Manhattan Beach	Los Angeles	No Response
51	Montebello	Los Angeles	No Response
52	Rancho Palos Verdes	Los Angeles	No Response
53	Rolling Hills	Los Angeles	No Response
54	Rosemead	Los Angeles	No Response
55	San Dimas	Los Angeles	No Response
56	San Fernando	Los Angeles	No Response
57	San Marino	Los Angeles	No Response
58	Santa Fe Springs	Los Angeles	No Response
59	Santa Monica	Los Angeles	No Response
60	Signal Hill	Los Angeles	No Response
61	South Gate	Los Angeles	No Response
62	West Hollywood	Los Angeles	No Response
63	Chowchilla	Madera	No Response
64	Fort Bragg	Mendocino	No Response
65	Point Arena	Mendocino	No Response
66	Gustine	Merced	No Response
67	Livingston	Merced	No Response
68	Alturas	Modoc	No Response
69	Mammoth Lakes	Mono	No Response
70	Carmel-By-The-Sea	Monterey	No Response
71	Del Rey Oaks	Monterey	No Response
72	Gonzales	Monterey	No Response
73	Greenfield	Monterey	No Response

**CALIFORNIA STATEWIDE NEEDS ASSESSMENT
List Of Agencies Who Did Not Respond in 2010 Update**

ATTACHMENT

#	AgencyName	County	2010 Status
74	Pacific Grove	Monterey	No Response
75	Salinas	Monterey	No Response
76	Seaside	Monterey	No Response
77	Grass Valley	Nevada	No Response
78	Nevada City	Nevada	No Response
79	Costa Mesa	Orange	No Response
80	Santa Ana	Orange	No Response
81	Lincoln	Placer	No Response
82	Loomis	Placer	No Response
83	Rocklin	Placer	No Response
84	Beaumont	Riverside	No Response
85	Calimesa	Riverside	No Response
86	Canyon Lake	Riverside	No Response
87	Coachella	Riverside	No Response
88	Desert Hot Springs	Riverside	No Response
89	Indian Wells	Riverside	No Response
90	Lake Elsinore	Riverside	No Response
91	Norco	Riverside	No Response
92	Isleton	Sacramento	No Response
93	Hollister	San Benito	No Response
94	San Juan Bautista	San Benito	No Response
95	Adelanto	San Bernardino	No Response
96	Barstow	San Bernardino	No Response
97	Big Bear Lake	San Bernardino	No Response
98	Grand Terrace	San Bernardino	No Response
99	Loma Linda	San Bernardino	No Response
100	Needles	San Bernardino	No Response
101	San Bernardino	San Bernardino	No Response
102	Twentynine Palms	San Bernardino	No Response
103	Upland	San Bernardino	No Response
104	Victorville	San Bernardino	No Response
105	Yucaipa	San Bernardino	No Response
106	Escondido	San Diego	No Response
107	Imperial Beach	San Diego	No Response
108	Lemon Grove	San Diego	No Response
109	Solana Beach	San Diego	No Response
110	Escalon	San Joaquin	No Response
111	Manteca	San Joaquin	No Response
112	Arroyo Grande	San Luis Obispo	No Response
113	Atascadero	San Luis Obispo	No Response
114	Pismo Beach	San Luis Obispo	No Response
115	Scotts Valley	Santa Cruz	No Response
116	Watsonville	Santa Cruz	No Response
117	Anderson	Shasta	No Response
118	Loyalton	Sierra	No Response
119	Sierra County	Sierra	No Response
120	Dunsmuir	Siskiyou	No Response
121	Fort Jones	Siskiyou	No Response
122	Tulelake	Siskiyou	No Response
123	Yreka	Siskiyou	No Response
124	Oakdale	Stanislaus	No Response
125	Riverbank	Stanislaus	No Response
126	Yuba City	Sutter	No Response
127	Corning	Tehama	No Response
128	Red Bluff	Tehama	No Response
129	Exeter	Tulare	No Response
130	Farmersville	Tulare	No Response
131	Lindsay	Tulare	No Response
132	Visalia	Tulare	No Response
133	Woodlake	Tulare	No Response
134	Sonora	Tuolumne	No Response
135	Camarillo	Ventura	No Response
136	Fillmore	Ventura	No Response
137	Ojai	Ventura	No Response
138	Wheatland	Yuba	No Response